



ELECTRIC CHAIN HOIST

LIGHT HEIGHT & LIFT SPEED
CAN BE CUSTOMIZED



Fixed type



Manual
trolley type

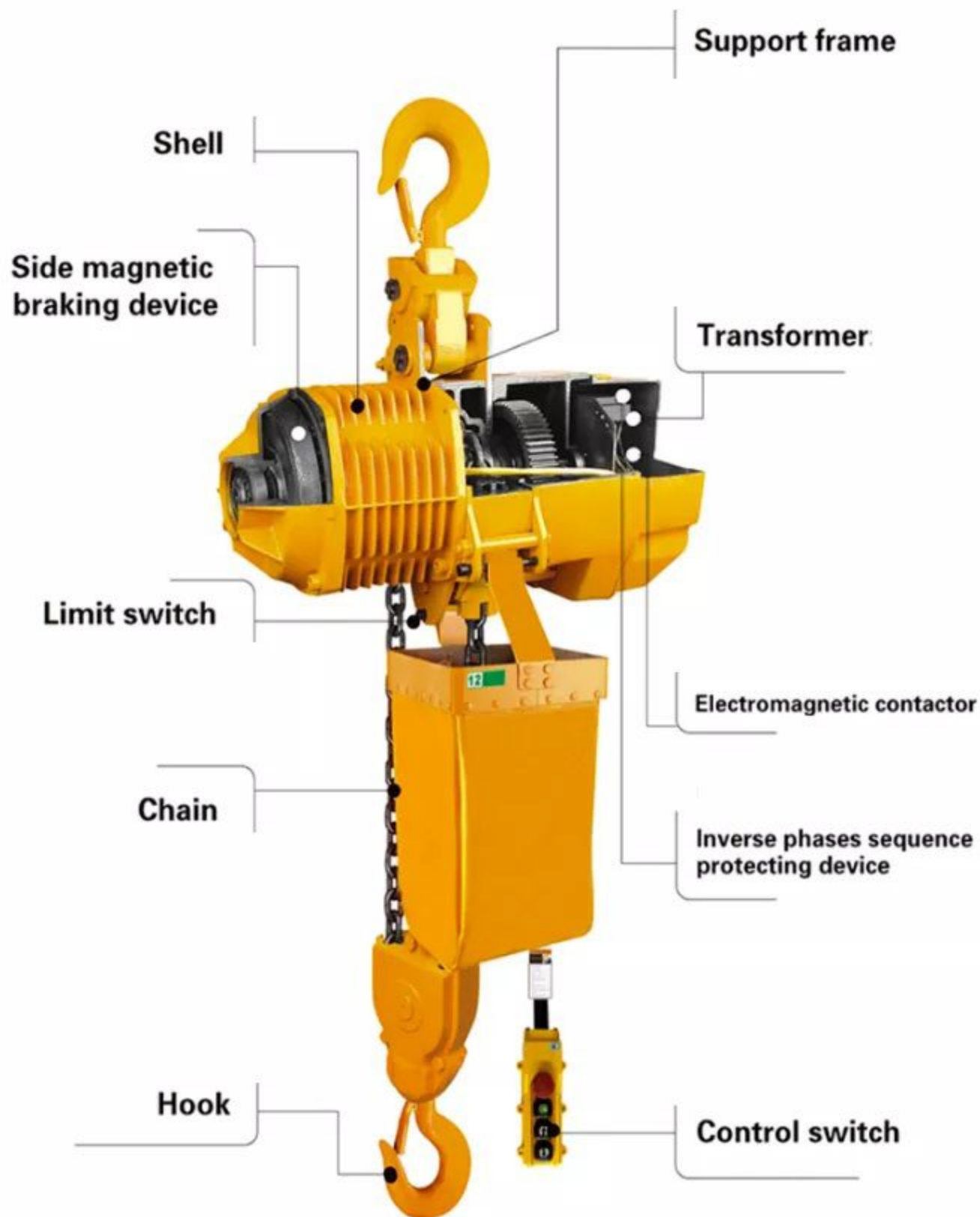


Electric
trolley type



Low-
headroom type

PRODUCT DETAILS



PRODUCT ADVANTAGES




SOLID HOUSING

Aluminum alloy exterior, solid and light, with heat sink, fast heat dissipation, can be used continuously, high efficiency, integral sealed structure, can be used in chemical plants, electroplating plants and other places.



MANGANESE STEEL HOOK

It is not easy to break after hot forging. The hook can rotate 360 degrees.



G80 CHAIN


High strength G80, medium quenching heat treatment, low abrasion, anti-corrosion



BUTTON SWITCH

Use waterproof button switch, light and durable

PRODUCT APPLICATION



Model	HHBB-Single Speed										
	0.5-01S	01-01S	01-02S	1.5-01S	02-01S	02-02S	2.5-01S	03-01S	03-02S	03-03S	05-02S
Capacity (Ton)	0.5	1	1	1.5	2	2	2.5	3	3	3	5
Lifting speed (m/min)	7.2	6.8	3.6	8.8	6.6	3.4	5.6	5.6	3.3	2.2	2.8
Motor Power (kw)	1.1	1.5	1.1	3.0	3.0	1.5	3.0	3.0	3.0	1.5	3.0
Rotation speed (r/min)	1440										
Insulation Grade	F										
Traveling speed (m/min)	Fixed hook type or slow 11m/min & fast 21m/min										
Power Supply	3-Phase 380V 50Hz / according to client's request										
Control Voltage	24V 36V 48V										
NO.of Load Chain	1	1	2	1	1	2	1	1	2	3	2
Chain Size	φ6.3	φ7.1	φ6.3	φ10.0	φ10.0	φ7.1	φ11.2	φ11.2	φ10.0	φ7.1	φ11.2
Net Weight (kg)	47	65	53	108	108	73	115	115	131	85	145
I-Beam (mm)	75-125	75-178	75-178	82-178	82-178	82-178	100-178	100-178	100-178	100-178	112-178